My school bag

Today’s goal

Name eight classroom objects.
Ask for an object and say where it is.



Let’s warm up

Say, point or show.

What is in your bag?
Name one object without looking inside.

Look, listen and say

Words 1–2



pencil



pen

Look, listen and say

Words 3–4



book



ruler

Look, listen and say

Words 5–6



eraser



bag

Look, listen and say

Words 7–8



desk



chair

Find it!

Listen to your teacher.

Point to the ruler. Then find the eraser.



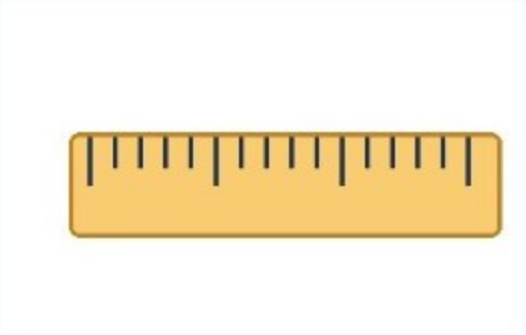

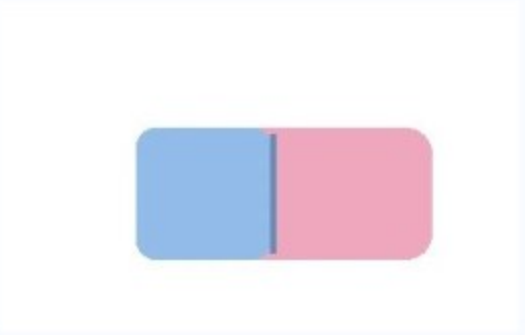



Use all eight words from slides 3–6 if you need them.

Remember without looking

No picture clues this time.

Hide the pictures. Name four objects.
Which two can you write with?

Which one does not belong?

Give a reason.

pencil	**book**	**duck**	**ruler**

I think … because …

Talk with a partner

Take turns. Then change roles.

A: Can I borrow your ruler, please?
B: Yes. Here you are.
A: Thank you.

A2: Describe where three objects are.
Use in, on, under or next to.

Make a small plan

Choose. Explain. Ask a question.

A new pupil needs help. Tell them where to put a bag and find a pencil.

Your turn — on your own

Write or say your answers.

1. Write three school words.

2. Ask politely to borrow an object.

3. Say where one object is.

Check and explain

More than one personal answer can work.

Recognition: ruler, then eraser.
Odd one out: duck.
Writing tools: pencil and pen. Accept accurate locations and polite requests.

Odd one out: duck — the others are school things.

Keep practising with Playclass

The lesson works offline. This extra game needs internet.

Try the game.
Then teach a partner one new word.

https://playclass.su/games/word-workshop/